

OSMA HOD IN-PERSON VOTING WITH POLL EVERYWHERE

Welcome to the 2026 OSMA Annual Meeting. OSMA will be using the voting application Poll Everywhere to accomplish our in-person voting. Please read these instructions carefully.

Poll Everywhere

Poll Everywhere is the electronic voting platform OSMA uses during the House of Delegates meeting for live voting on resolutions, amendments, and when needed, elections.

It is widely used in conferences and professional settings to allow participants to vote in real time using their own devices.

During the meeting:

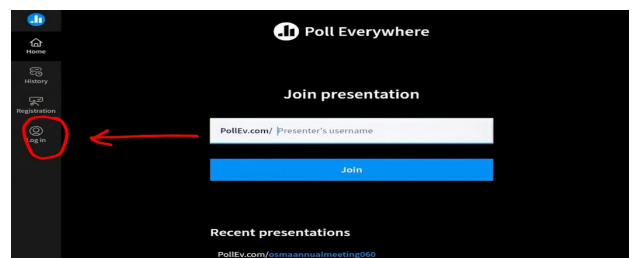
- The question or ballot appears on the conference screens
- The same content appears automatically on your phone, tablet, or laptop
- You select your response on your device
- Your vote is recorded immediately (no “submit” button required)

Before the Meeting (or Before Voting Begins)

To ensure a smooth voting process, please complete the following steps in advance if possible. If you are already at the meeting, you can still complete these steps before voting begins.

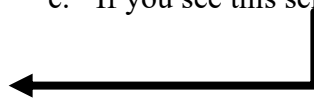
1. Confirm your account

- Go to pollev.com and click “Log In.” Sign in using the same email address you confirmed at registration.
- If you do not remember your password, click “[Forgot password?](#)” and follow the email instructions.
- If you used Poll Everywhere previously, you may continue using the same account—just confirm you can sign in.



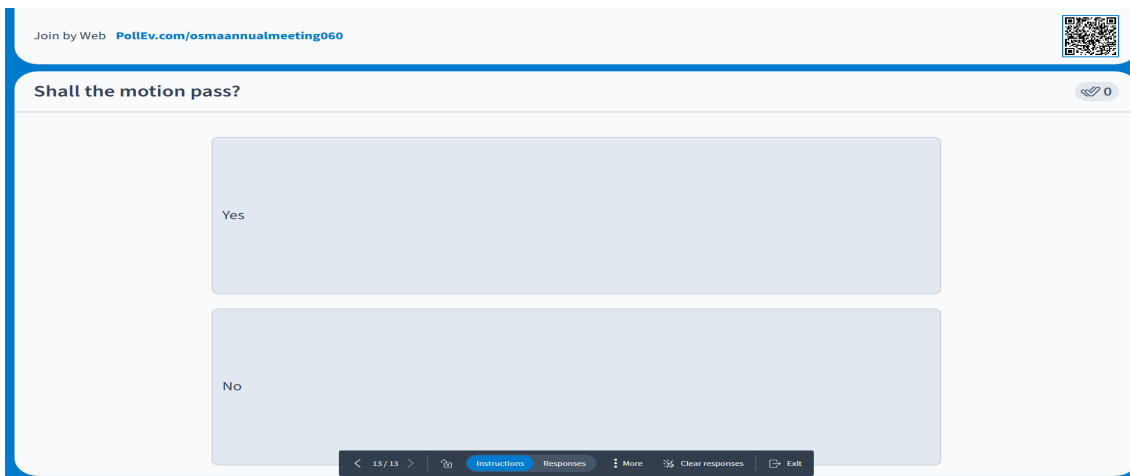


2. (Optional but Recommended) Test your access
 - a. Open pollev.com/osmaannualmeeting060 and sign in if prompted.
 - b. You should see a waiting screen.
 - c. If you see this screen, your device is ready.



How Voting Works During the Meeting

1. Join the voting page:
 - a. Open pollev.com/osmaannualmeeting060 on your device.
 - b. You may use a web browser or the Poll Everywhere mobile app.
 - c. Sign in if prompted.
2. Wait for voting to begin
 - a. Before a vote opens, you will see a waiting screen
 - b. When voting begins:
 - i. The question or ballot will appear on the conference screens
 - ii. The same content will automatically appear on your device
 - iii. You do not need to refresh your screen.
3. Cast your vote
 - a. Tap your selected answer. Your vote is recorded immediately.
 - b. There is no submit button.



Troubleshooting (Quick Fixes)

1. I cannot join the voting page
 - a. Make sure you opened **pollev.com/osmaannualmeeting060** (not the homepage).
2. I see “Content Missing”
 - a. Refresh the page, close and reopen your browser, and return to the voting link.
 - b. Also *ensure that you are signed in*.
3. I cannot vote
 - a. Make sure you are signed in using the same email address used at registration.
4. The question is not showing
 - a. Voting may not have started yet. Remain on the page and wait for the moderator.
5. Quick Access
 - a. Voting link: **pollev.com/osmaannualmeeting060**
 - b. Sign in with your registration email and remain on the page during the meeting.
 - c. Follow the “forgot password” prompts if you don’t know your password.